


# INSTALLATION INSTRUCTIONS

## Mitsubishi Hands Free Module Kit

Outlander 2010~



### TOOLS REQUIRED



Note: In order to add the functionality of the fuse link system, a USB Adapter kit is required. Please refer to the Accessory P&A Guide for the correct part number to order. Please see Parts Bulletin No. 54-XX-01-10 R1 for additional information.

## PRECAUTIONS

Disconnect the (-) cable from the battery




5



Connections:

- Locate the 28 Pin connector and connect it to the Bluetooth module

6



7



8



9




10



11





2) Press ``Hands Free Module`` on Service mode screen (1/2)

**Reinstallation:**

Reinstall the battery ground terminal

**Check:**

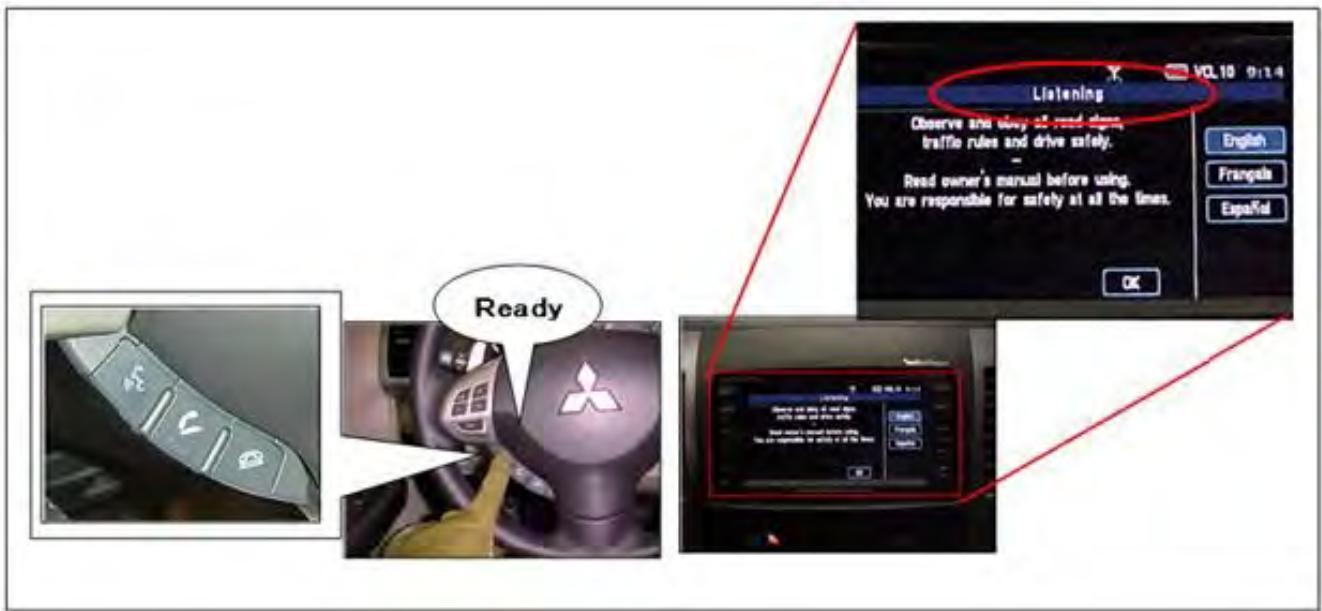
Bluetooth Hands free operation

- Press speech button located on the steering wheel and wait for Bluetooth system response. Cancel system usage by saying "Cancel" and wait for system confirmation tone.

**AUDIO CONTROL PANEL**



**AUDIO NAVI DISPLAY**



Check complete.