

# OUTLANDER



[www.new-outlander.com](http://www.new-outlander.com)



Drive@earth





3.0-liter GLS shown with optional equipment / Medium Purplish Gray Mica (A39)  
\*Equipment may vary according to market.

## Premium Drive, Premium Moment

While the rest of the crowd clamors for the latest trend, authentic premium quality answers to no standard but its own. OUTLANDER makes its presence felt from the moment it arrives on the scene, pairing sporty excitement with an exclusively sleek look. The aggressive front face styling draws inspiration from jet design, while the muscular fenders and aerodynamic bodylines propel OUTLANDER forward even as it sits at rest. Beneath the hood, Mitsubishi's superior All Wheel Control system balances the fine-tuned and environmentally-conscious performance of the available 3.0-liter and 2.4-liter MIVEC engines. Step inside, take hold, and experience a drive that's all yours.



### Bright Lights, Big City

The eye-catching discharge headlamps of OUTLANDER project a brilliant beam and Adaptive Front-light System (AFS) headlamps illuminate corners as you steer into them. Chrome-ringed fog lamps and indicators on the door mirrors offer enhanced visibility and style.





3.0-liter GLS shown with optional equipment / Cosmic Blue Mica (014)  
Equipment may vary according to market.

## Discover New Things Together

OUTLANDER was born to explore. Its high seating position, stable handling and comfortable ride make it the perfect companion for new adventures. And All Wheel Control and generous ground clearance mean the discovering need not stop when the tarmac does. The front MacPherson strut and rear multi-link suspension plus weight-saving aluminum roof provide agile car-like handling and comfort, so you can drive with complete confidence while everyone enjoys the elevated view.



## Design in Every Inch

Wherever OUTLANDER takes you, it is not only the scenery you will take time to admire. A closer look reveals many details designed to delight. Underneath well-defined wheel arches sit distinctive 16- or 18-inch alloy wheels. And the intricately-designed LED rear lamps are as bright as they are fascinating.







3.0-liter GLS shown with optional equipment / Stitched leatherette beige seats  
Equipment may vary according to market.

## Premium Interior

Sleek and exciting as the outside may be, the real heart of OUTLANDER is right here. Beginning from an ergonomic cockpit layout that feels custom-fitted for driving excitement, OUTLANDER's premium quality extends throughout the interior to create an environment that is at once serene yet breathtaking. Spacious and inviting, you and your passengers are in for a ride of pure pleasure.



### Color Liquid Crystal Multi-information Display

The uniquely designed color liquid crystal multi-information display provides a useful readout of vehicle, trip and outside temperature. With a large, 3.3-inch size for improved visibility, this display makes it easy for drivers to stay informed.

### Link System

The Link system connects external devices with the vehicle's systems. Devices connected to the USB port or via Bluetooth®, such as mobile phones or MP3 players, may be controlled via the on-board switch or by voice command.



### USB, Auxiliary Audio and Video Jack

The USB, auxiliary audio and video jack allows you to connect your portable media player and enjoy your full music library in premium quality.



### Bluetooth® Hands-free Kit

Keep in touch while keeping safely in control with the hands-free kit. Link your Bluetooth®-compatible mobile phone, and the voice-activated dialer lets you make calls while holding the wheel.

Note: Bluetooth® is a trademark of Bluetooth SIG Inc.



The dash panel features attractive stitched leatherette and silver air outlet panels with chrome accent knobs.



Stitched leatherette is also used on the front and rear upper door trims throughout OUTLANDER, creating a stylish and elegant feel.






3.0-liter GLS shown with optional equipment / Stitched leatherette beige seats  
Equipment may vary according to market.

## Premium Equipment



### 710W Premium Rockford Fosgate® Sound System

Featuring powerful bass response and exquisite high-quality sound, this first-rate sound system was jointly developed with Rockford Fosgate®, one of the top car audio brands in North America, specifically for OUTLANDER. The punch of the bass response is almost overwhelmingly powerful, and is guaranteed to astound and inspire first-time occupants. With a high-powered amp delivering up to 710 watts, the system includes a 6-slot MP3-compatible CD changer and AM/FM radio.



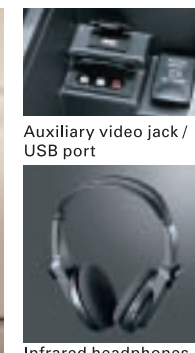
### Scientifically Engineered 9-speaker System

With 9 speakers in 7 positions, plus strategic use of sound-blocking and vibration-absorbing devices, OUTLANDER's interior becomes a high-quality sound-reproduction system. A 25cm dual-voice-coil subwoofer fitted to a 20-liter sealed cabinet produces booming bass response. The well-engineered setup enables unprecedented sound fidelity in a car audio system.



### Rear Seat Entertainment

Rear passengers can now enjoy their favorite movies on long trips with the ceiling-mounted 9-inch widescreen display and DVD player. The large monitor is easy to see and is fitted with a DVD drive to enable enjoyment of a variety of media, including video and audio tracks. Input jacks (video adapters) enable connection of a portable video player, video game machines and the like. The system includes one set of infrared headphones, so a rear-seat occupant can enjoy music other than what is playing in front.





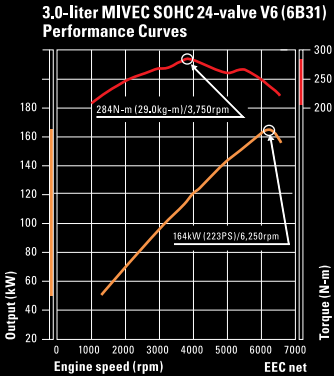
## MIVEC

### MIVEC (Mitsubishi Innovative Valve timing Electronic Control System) Engine Technology

This exclusive environmentally-conscious technology from Mitsubishi provides exceptional fuel economy as well as significantly reduced emissions, without ever sacrificing sporty performance. By varying the valve timing for high and low rev ranges, MIVEC provides an optimized balance of torque and power for all driving conditions.

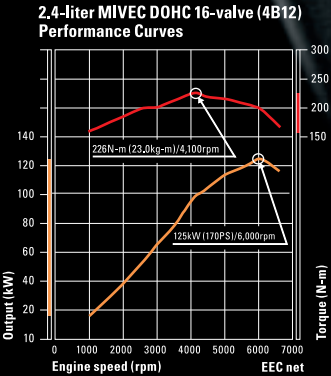
#### 3.0-liter V6 MIVEC

OUTLANDER's all-aluminum 3.0-liter V6 MIVEC engine's multiple cam-lobe system adjusts intake-valve timing to engine speed, delivering the power to take you just about anywhere, while treading lightly on the environment as you go.



#### 2.4-liter MIVEC

The compact 2.4-liter MIVEC engine alters the intake-valve timing to optimize engine output across a wider rpm range, producing high torque at low rpm's and satisfying top-end power for highway cruising confidence.



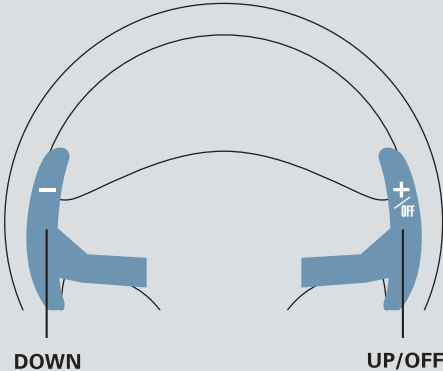
## INVECS

### INVECS-II 6AT and INVECS-III CVT with 6-step Sports Mode

The 3.0-liter V6 is teamed with INVECS-II 6-speed automatic, and the 2.4-liter engine with an INVECS-III CVT, both transmissions featuring Sports Mode, and both ideally tuned to deliver effortless acceleration from any speed. INVECS monitors road and driving conditions, as well as driving style, to create a smart profile that automatically anticipates the driver's every move. Sports Mode offers all the sporty control of manual shifting without the hassle of a clutch.

#### Paddle Shifters for Sporty Driving Fun

Mounted in close proximity to the steering wheel, magnesium paddle shifters enhance sporty driving while ensuring that both hands stay safely on the wheel. Normally, up- and down-shifting requires use of Sports Mode's "+" and "-" settings; using the paddle shifters while in "D" range enables quicker, easier gear changes. Pulling the up-shift lever for more than two seconds returns the transmission to fully automatic mode. For added convenience, the current gear position is clearly displayed on the multi-information display.



## AWC

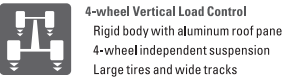
All Wheel Control



Equipment may vary according to market.

#### AWC (All Wheel Control)

More than a technology, All Wheel Control is our guiding philosophy. Incorporating an array of innovative systems into an integrated performance and control network, AWC delivers precise traction, power and slip control for each wheel independently to ensure complete driver control even in extreme handling conditions.



**4-wheel Vertical Load Control**  
Rigid body with aluminum roof panel  
4-wheel independent suspension  
Large tires and wide tracks



**4-wheel Power Split Control**  
Electronically controlled 4WD  
Active Stability Control (ASC)

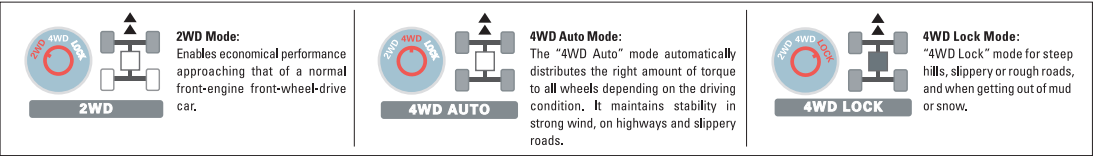


**4-wheel Slip Control**  
ABS with EBD  
Active Stability Control (ASC)

## Active Safety

#### Electronically Controlled 4WD

Using one centrally located dial, the system permits freely switching between 3 drive modes depending on driving condition or environment. Easily accessible on the floor console, the drive-mode selector dial can quickly change the OUTLANDER's drive mode from fuel-efficient 2WD, to 4WD Lock Mode for mastering even demanding off-road or weather conditions.



Drive-mode selector dial

#### Active Stability Control (ASC)

##### Stability Control Function

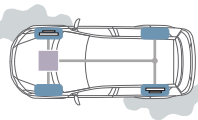
Utilizing onboard sensors to compare driver operation with actual vehicle direction, the ASC system instantly identifies lateral rear-wheel slippage, lateral front-wheel slippage and the like, comprehensively controlling all four wheels' brakes and governing engine output to help stabilize vehicle control.

##### Lateral rear-wheel slippage

Braking force is applied to the outer front wheel to prevent spin-out and increase vehicle control.

##### Lateral front-wheel slippage

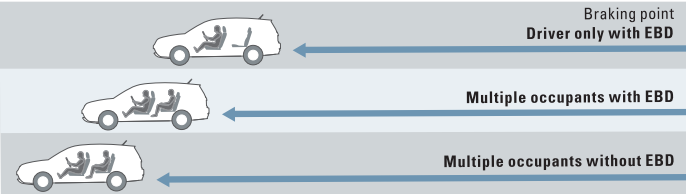
Braking force is applied to the inner rear wheel to prevent front-end drift and increase vehicle control.



Operation with one front- and one rear-wheel slip

##### Traction Control Function

Sensors instantly detect and brake any slipping wheel, preventing torque loss for smooth starts and sure, linear acceleration.



##### ABS with EBD

During hard braking and on slippery roads, the ABS (Anti-lock Braking System) helps prevent wheel lock and maintain steering control. Regardless of passenger number, luggage load, or road conditions, EBD (Electronic Brake-force Distribution) evenly distributes braking force to the rear wheels, adding to overall safety.

##### 4-wheel Disc Brakes

All models are equipped with front 16-inch ventilated disc and rear 16-inch drum-in-disc brakes. The addition of a brake booster ensures the overall system delivers positive, linear, fade-resistant braking in all driving conditions.



## Passive Safety

##### More Advanced RISE All-direction Collision Safety Body

RISE (Reinforced Impact Safety Evolution) body design is based on the concepts of regression and structural integrity: crush zones progressively crumple to absorb impact energy, and key structural areas direct energy away from the cabin, itself solidly reinforced against deformation. The result is improved collision safety for all occupants regardless of impact direction.



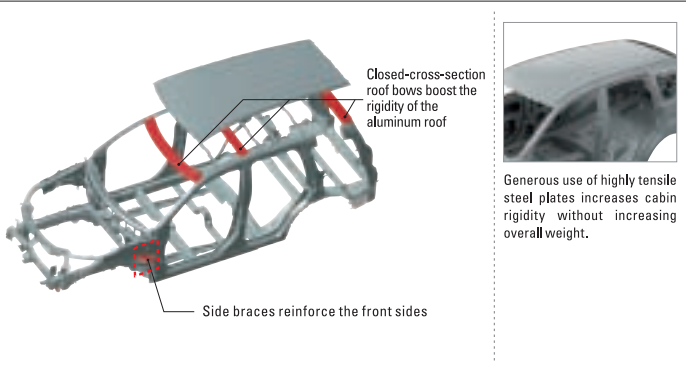
##### 6-airbag System

Dual-stage SRS front airbags for the driver and front passenger are standard. Deployment force based on impact magnitude helps protect occupants against airbag injury. Side airbags help mitigate arm and torso injuries of front occupants, while curtain airbags lessen head injuries of front and 2nd-row occupants in side collisions.



##### Rigid Body with Lightweight Aluminum Roof Panel

Reinforcements to the front and rear of the already rigid body structure are ideally positioned to enhance the solidly stable handling. Design optimization of exterior elements, plus ideal use of sound insulators and other measures help ensure that the interior is a quiet, comfortable place to be. Perfected on Lancer Evolution, aluminum roof panels are lighter than similar steel plates, adding to the sedan-like ride stability.







Cosmic Blue Mica [D14]  
Equipment may vary according to market.

# GLS

## ENGINE / TRANSMISSION

- 3.0-liter V6 MIVEC engine
- INVECS-II 6-speed automatic transmission with Sports Mode
- Electronically controlled 4WD

### EXTERIOR (in addition to GLX)

- Front grill with chrome accent
- Front fog lamps with chrome bezels
- 215/70R16 tires with 16-inch light alloy wheels
- Silver outer door handles
- Chrome exhaust finisher



Cool Silver Metallic [A31]  
Equipment may vary according to market.

# GLX

## ENGINE / TRANSMISSION

- 3.0-liter MIVEC engine
- INVECS-II 6-speed automatic transmission with Sports Mode
- Electronically controlled 4WD
- 2.4-liter MIVEC engine
- INVECS-III CVT with 6-step Sports Mode
- Electronically controlled 4WD

### EXTERIOR

- Integrated black front skid plate
- Halogen headlamps with manual headlamp leveling device
- 215/70R16 tires with 16-inch full wheel covers
- Color-keyed power door mirrors
- Rear spoiler with high-mount stop lamp

# GLS

### INTERIOR (in addition to GLX)

- Magnesium paddle shifters
- Leather-wrapped gearshift knob
- Silver gearshift panel
- Chrome inner door handles
- 3-spoke leather-wrapped steering wheel
- Material black floor console with silver trim
- Silver door accent panels
- Tonneau cover



### OPTIONAL INTERIOR for GLS / Stitched leatherette seats



# GLX

### INTERIOR

- Driver's and front passenger's front SRS airbags (dual-stage)
- Urethane gearshift knob
- Drive-mode selector dial on floor console
- 3-spoke urethane steering wheel
- Silver air outlet panels
- Multi-information display





STANDARD AND OPTIONAL EQUIPMENT

Model	Drive system	Price class	Engine	Transmission	4WD			
					GLS	GLX		
Performance					3.0L V6	3.0L V6	2.4L	
					6AT	6AT	CVT	
	Engines	3.0-liter 24-valve V6 SOHC MIVEC ECI-MULTI engine (6B31)						
		2.4-liter 16-valve DOHC MIVEC ECI-MULTI engine (4B12)						
	Transmissions	INVECS-III CVT (Continuously Variable Transmission) with 6-step Sports Mode						
		INVECS-II 6-speed automatic transmission with Sports Mode						
		Magnesium paddle shifters						
	Electronically controlled 4WD							
	Tires and wheels	215/70R16 tires with 16-inch light alloy wheels						
		215/70R16 tires with 16-inch full wheel covers						
		P225/55R18 tires with 18-inch light alloy wheels						
Safety	Active Stability Control (ASC)							
	ABS (Anti-lock Braking System) with EBD (Electronic Brake-force Distribution)							
	Brake Override System							
	SRS airbags	Driver's and front passenger's front SRS airbags (dual-stage)						
		Front seat side and curtain SRS airbags / Retractable assist grip x 4						
	Seatbelts	Front 3-point ELR seatbelt with pretensioner and force-limiter x 2 (double pretensioner for driver's seat) / Height-adjustable front seatbelt anchors						
		Rear 3-point ELR/ALR seatbelt x 2 and 3-point center ELR seatbelt x 1						
	Front and rear side door impact bars							
	Child-protection rear door locks							
	High-mount stop lamp							
	Rear sensors							
	Fire extinguisher, first-aid kit, emergency triangle and tire pressure gauge							
	Engine immobilizer / Security alarm							
	Premium security alarm system							
Exterior	Front grill with chrome accent							
	Headlamps	Halogen headlamps with manual headlamp leveling device						
		Discharge headlamps with chrome extensions and automatic headlamp leveling device						
		Headlamp washers						
	Front fog lamps with chrome bezels							
	Integrated black front skid plate							
	Silver front skid plated							
	Rear spoiler with high-mount stop lamp							
	Laminated green windshield glass / Tempered green front and rear door glass, rear quarter glass and rear window glass / Rear window defogger							
	Variable intermittent windshield wipers and washers / Rear intermittent wiper and washer							
	Color-keyed power door mirrors with side turn lamps / Black door sashes							
	Color-keyed power door mirrors / Black door sashes							
	Chrome belt-line moldings							
	Silver outer door handles							
	Chrome outer door handles							
	Chrome side sill moldings							
	Black roof rails							
	Chrome tailgate garnish							
	Electronically controlled tailgate handle							
	Dual-pipe chrome exhaust finisher							
	Single-pipe chrome exhaust finisher							
Cockpit	3-spoke leather-wrapped steering wheel / Leather-wrapped gearshift knob							
	3-spoke leather-wrapped steering wheel with audio controls							
	Power steering / Tilt-adjustable steering column							
	Cruise control							
	Drive-mode selector dial on floor console							
	Back-lit meters and gauges with tachometer, multi-information display and rheostat							
	High-contrast back-lit meters and gauges with tachometer, large color liquid crystal multi-information display and rheostat							
	Illuminated ignition key cylinder (not available with keyless operation system)							
Seats	Leather seats / Front seat heaters / Driver's power seat / Front passenger's seatback pocket							
	Leather seats / Driver's power seat / Front passenger's seatback pocket							
	Stitched leatherette seats							
	Front seats	Manual sliding and reclining adjusters / Driver's seat manual height adjuster / Height-adjustable headrest x 2 / Driver's seatback pocket						
Interior	Rear seats	60:40 split seats / Center armrest with cup holders / Height-adjustable headrest x 3 / Reclining adjusters / Manual folding and tumbling function						
		Sliding adjusters / One-touch folding and tumbling function						
	Silver accent panels (instrument panel air outlet panels and meter bezel)							
	Material black floor console with silver trim / Silver door accent panels / Chrome inner door handles							
	Stitched leatherette upper instrument panel and door trims / Air outlet panels with chrome accent knobs							
	Silver gearshift panel							
	Center display (digital clock and audio information)							
	Driver's side cup holder / Driver's side coin box							
	Lower center console pocket							
	Upper glove box / Lockable and illuminated glove box							
	Front cup holders on floor console							
	Large floor console box with slide-adjustable center armrest							
	Floor console box with center armrest							
	Front and rear door pockets with bottle holders							
	Accessory socket on instrument panel / Accessory socket on floor console							
	Cigarette lighter							
	Removable cup-type ashtray							
	Fuel lid opener							
	Vanity mirror with lid and ticket holder for sunvisors							
	Electronic chromic rearview mirror with rearview monitor							
	Front room lamp with map lamps / Rear room lamp							
	Retractable assist grip x 3 / Coat hanger x 1							
	Front and rear door scuff plates							
	Cargo room hook x 4 / Cargo room accessory socket / Cargo room lamp							
	Tonneau cover							
Comfort and Convenience	Ventilation	Manually controlled air conditioner						
		Fully automatic air conditioner with chrome accents						
		Fully automatic air conditioner with silver accents						
		Air filter						
	Central door locking system / Keyless entry system							
Audio and Media	Keyless operation system							
	Power windows							
	Power sliding sunroof							
	6 speakers (4 speakers and 2 tweeters)							
	4 speakers							
	Rockford Fosgate® 710W premium sound system with AM/FM radio, 6-CD player, center display (digital clock and audio information) and 9 speakers (4 speakers, 4 tweeters and 1 subwoofer)							
	AM/FM radio, 6-CD player and center display (digital clock and audio information)							
	AM/FM radio, CD player and center display (digital clock and audio information)							
	AM/FM radio and cassette player							
	Rear entertainment system (9-inch display and DVD player with 1 infrared headphones and video jack)							
	Auxiliary audio jack							
	USB port							
	Bluetooth® hands-free cellular phone interface system with voice recognition							
	Link System (Bluetooth® hands-free system and USB port)							
	Roof antenna							
Package Options	Chrome Package for 3.0L GLS: Chrome belt-line moldings / Chrome side sill moldings							
	Chrome Package for 3.0L GLX: Chrome belt-line moldings / Chrome tailgate garnish / Silver gearshift panel							

■ : Standard □ : Optional ☆ : Available in Package Options only — : Not available  
Note: Some of the equipment may vary in appearance or availability according to market. Please consult your local Mitsubishi dealer/distributor for more detailed information.

EXTERIOR COLORS



Medium Purplish Gray Mica [A39]



Cosmic Blue Mica [D14]



Black Mica [X42]



Cool Silver Metallic [A31]



Red Metallic [P26]



White Solid [W37]

SEAT MATERIALS AND COLORS



Leather (Beige)



Stitched Leatherette (Beige)



Suede-like Knit with Mesh Fabric (Beige)



Knit (Beige)

EXTERIOR AND INTERIOR COLOR COMBINATIONS

Model	Seat material and colors	GLS			
		Leather (Beige)	Stitched Leatherette (Beige)	Suede-like Knit with Mesh Fabric (Beige)	GLX Knit (Beige)
Exterior colors					
Medium Purplish Gray Mica [A39]					
Cosmic Blue Mica [D14]					
Black Mica [X42]					
Cool Silver Metallic [A31]					
Red Metallic [P26]					
White Solid [W37]					

■ : Standard □ : Optional  
Note: Colors shown may differ slightly from actual colors due to printing process. Please consult your local Mitsubishi dealer/distributor for actual colors.

STANDARD AND OPTIONAL EQUIPMENT



Front grill with chrome accent 01



Halogen headlamps with manual headlamp leveling device 02



Discharge headlamps with chrome extensions and automatic headlamp leveling device 03



Front fog lamps with chrome bezels 04



Color-keyed power door mirrors with side turn lamps 05



Dual-pipe chrome exhaust finisher 06



Back-lit meters with multi-information display 07



High-contrast back-lit meters with large color liquid crystal multi-information display 08



Stitched leatherette upper instrument panel / Air outlet panels with chrome accent knobs 09



Electronic chromic rearview mirror with rearview monitor 10



Fully automatic air conditioner with chrome accents 11



Power sliding sunroof 12



Chrome side sill moldings 13





By constantly examining market needs and swiftly responding to expectations, we strive to create harmony between individuals, society, the Earth and the cars we build. Our commitment is to providing the world with driving pleasure, reassuring safety and environmental responsibility.

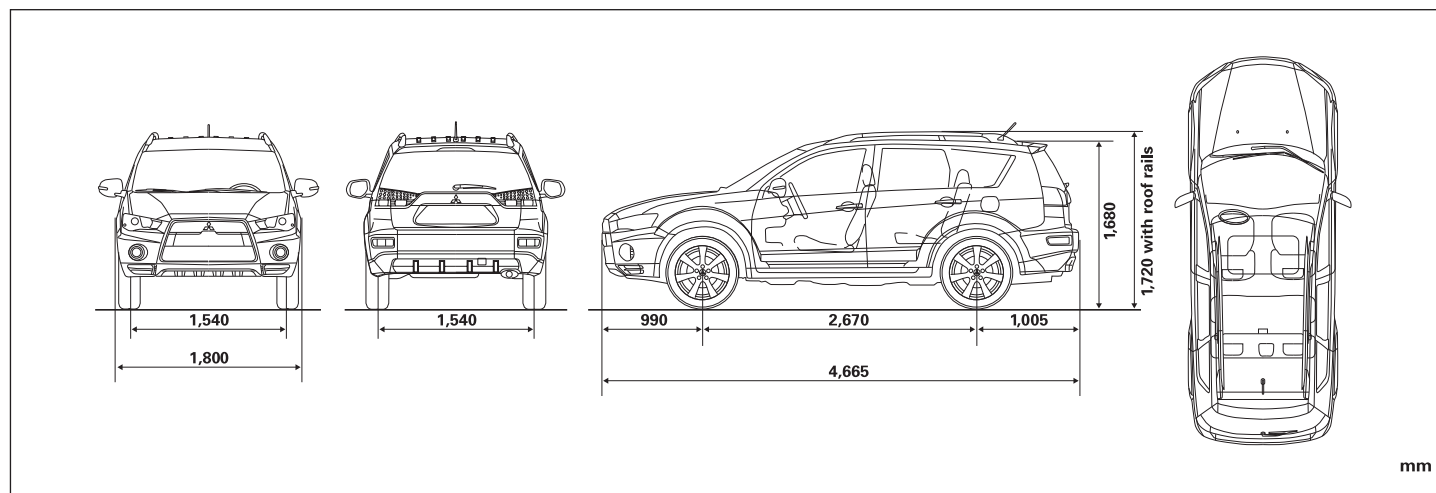
## SPECIFICATIONS

MODEL	Drive system		4WD			
	Engine		3.0 V6 MIVEC			2.4 MIVEC
	Price class		GLS	GLX		GLX
	Model code	EURO 2	CW6WXLHYZLW	CW6WXLSYZLW		CW5WXTSHZLW
DIMENSIONS AND WEIGHTS	Overall length	mm	4,665			
	Overall width	mm	1,800			
	Overall height	mm	1,680 (1,720 with roof rails)			
	Wheelbase	mm	2,670			
	Ground clearance	mm	215			
	Curb weight	kg	1,625	1,570		
	Gross vehicle weight	kg	2,140	2,070		
	Seating capacity	persons	5			
	Max. speed*	km/h	200	190		
PERFORMANCE	Min. turning radius	m	5.3			
ENGINE	Type (code)		3.0-liter 24-valve V6 SOHC MIVEC (6B31)			2.4-liter 16-valve inline-4 DOHC MIVEC (4B12)
	Displacement	cc	2,998			2,360
	Max. output (EEC net)	kW (PS)/rpm	164 (223)/6,250			125 (170)/6,000
	Max. torque (EEC net)	N-m (kg-m)/rpm	284 (29.0)/3,750			226 (23.0)/4,100
FUEL SYSTEM	Fuel supply equipment		ECI-MULTI (Electronic Controlled Injection - Multi Point Injection)			
	Fuel tank capacity	liters	60			
DRIVE SYSTEM	Type		Electronically controlled 4WD			
TRANSMISSION	Type		INVECS-II 6-speed automatic with Sports Mode			INVECS-III CVT with 6-step Sports Mode
STEERING	Type		Rack-and-pinion, power assisted			
SUSPENSION	Front		MacPherson strut coil springs with stabilizer bar			
	Rear		Multi-link coil springs with stabilizer bar			
BRAKES	Front		16-inch ventilated discs			
	Rear		16-inch drum-in-discs			
TIRES	Front and rear		215/70R16			

\* Measured by Mitsubishi Motors Corporation.

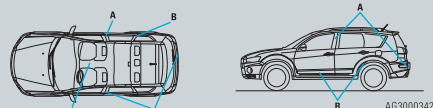
Note: These specifications are subject to change without notice. Please consult your local Mitsubishi dealer/distributor for more detailed specifications.

## DIMENSIONAL VIEWS



### WARNING

- Individuals who use implantable pacemakers or implantable cardioverter-defibrillators should keep away from the keyless operation system. The electromagnetic waves used in the keyless operation system may affect the operation of implantable pacemakers and implantable cardioverter-defibrillators.
- Individuals using other electro-medical apparatuses should check with the manufacturer of the apparatus to confirm the effect of the electromagnetic waves used by the keyless operation system, as the electromagnetic waves may affect their operations.



A- External Transmitter Antennas B- Internal Transmitter Antennas

The keyless operation system can be modified as stated below. (keyless entry function can be used) For details, contact an authorized Mitsubishi Motors dealer.

- Enabling only the locking and unlocking of the doors and the tailgate
- Enabling only the starting of the engine
- Deactivating the keyless operation system.